



# Garden Time

## Newsletter

NOVEMBER 2022



## Fall Decorating Autumnal Tricks and Treats





ORDER YOUR NEW SUBARU NOW!



NEW 2023 SUBARU

**OUTBACK**

Go anywhere love takes you in a Outback. With top safety features, technology and power, the Subaru Outback is ready for holiday travel.

888.277.1913  
920 Auto Group Ave. NE.  
Salem, Oregon



SEE ALL OF OUR  
INVENTORY ONLINE!  
[capitolsubaru.com](http://capitolsubaru.com)



PHOTO CREDIT: TSUGAWA NURSERY



Chrysanthemums/PAGE 4

NOVEMBER 2022

PODCAST 006



4

PODCAST 007



8

PODCAST 008



12

GARDEN TIPS



18

Garden Time Newsletter • November 2022  
Volume 1, No. 4, Issue #4

Garden Time Newsletter is published by Gustin Creative Group, 17554 SW Mardee, Lake Oswego, OR 97035. Jeff Gustin, President. ©2022 Gustin Creative Group, LLC. All rights reserved. Reproduction in whole or in part without written permission is prohibited. Customer Service: If you are experiencing difficulty receiving the e-mail notification for this publication, please contact us at [gustinggroup@comcast.net](mailto:gustinggroup@comcast.net). Subscriptions: For a free subscription to this newsletter, please fill out the form available on the Garden Time website, at [www.gardentime.tv](http://www.gardentime.tv).



# PODCAST 006

Season 1  
Episode 6

October 11, 2022

On this episode of Garden Time we tackle fall decorating for your front step. We start with Halloween and keep the fall theme going until well past Thanksgiving. We also bring you some more great garden tips to help you harvest your late season crops and prepare for the winter.



**Judy and Ryan go outside for some fall decorating tips.**

This episode we talked about fall decorating. The summer flowers in your pots and on your front porch are looking pretty tired. We started this podcast on the front porch of Producer Jeff's house. Judy works at Al's Garden & Home (503-726-1162) and she brought some of the supplies that you may want to pick up to redo your outdoor area.

Ryan and Judy started by talking about those tired pots and containers. Sometimes all you need is to freshen up a container with a new plant or two. Removing a plant, like the older taller plants, can


be all that it takes to make a splash. These plants can be replaced by a cool foliage plant like a tall grass or heuchera, or even a fall blooming perennial like a rudbeckia. You can even replant your whole pot and include spring blooming bulbs so the container has new color once the warmer weather returns. Check out the story Ryan and Judy did a couple of years ago about layering bulbs in pots, <https://www.youtube.com/watch?v=t7NzWPhADiE>

For the front porch they used a combination of fall annuals and perennials. Plus they had the wide assortment of pump-

kins and squash as well. These gourds were not carved, so they will last months in the covered area of this porch. Some of them are also good for cooking and baking. We then started to look at the plants that were chosen for display. Ryan started with mums. These come in lots of varieties and styles. The favorite for fall is the pincushion mum. These come in all kinds of fall colors and look like a big round pincushion of blooms. They are not hardy and if you handle them roughly, the stems will break off. Then there are the show mums. These are taller and have a bunch of dif-

# Style & Safety

Add charm and value to your home and give peace of mind to residents and visitors with elegant custom designed iron railings.



**DID YOU KNOW?**  
Falls down stairs cause nearly one million injuries per year. They are the second leading cause of accidental injuries in the USA. Guardrails, stair rails, and handrails are an easy and affordable solution. All three help prevent slips, trips, and falls.

Stairways can be dangerous, but with sturdy iron railings from Garden Gallery Iron Works, your visitors will be safer and your stairs will look great. We have an array of handsome designs that will complement your home's architectural style. Come chat with us and let's find the solution that works best for you and your budget!



**YOU TUBE (VIDEO)**  
<https://youtu.be/JkoU1DZimvs>

**CAPTIVATE.FM**  
<https://feeds.captivate.fm/garden-time/>

**GOOGLE PODCASTS**  
<https://tinyurl.com/f2z5xn4f>

**SPOTIFY**  
<https://tinyurl.com/dcnbpkmr>

Open Monday-Friday 10:00am-3:00pm; Closed Saturday & Sunday  
Garden Gallery Iron Works • 2967 Industrial Avenue, Hubbard, OR 97032  
503-981-0297 or 1-800-423-0158 • [www.gardengalleryironworks.net](http://www.gardengalleryironworks.net)  
or email us at [info@gardengalleryironworks.net](mailto:info@gardengalleryironworks.net)





**Autumn display at Al's Garden & Home**

PHOTO CREDIT: AL'S GARDEN & HOME

ferent bloom styles like spider, incurve and reflex. They can be fragile too, but some of these can also be hardier for our area. We then moved to the celosia. This plant has a pointy feathery flower and is great as an annual in the late summer/fall garden. A favorite of the fall gardener are the ornamental kales and cabbages. These are grown for their colorful leaves, but you can also use them in the kitchen too. They are very cold tolerant and look great for months! One of the coolest plants was a decorative millet. This had tall 'bottle brush' type blooms and had a corn-like leaf that ties in perfectly with fall. The millet is also great for the local wildlife as they will eat the seeds later in the fall and the early winter. Finally we talked about the cornstalks and hay bales to round out the décor for this front step. Of course a few concerns and suggestions. First, have no open flames near your bales and dried cornstalks. Carved pumpkins should be placed far away from these types of decorations. Use battery lights when possible. Also, make sure that you leave plenty of room on your front porch to allow those trick or treaters to make it by your decorations without tripping. Their vision may be limited by masks and costumes so give them the space to avoid falling and injuring themselves. We found a great website that gave us a few ideas to try. Check it out if you're are stumped, <https://www.southernliving.com/home/decor/outside-fall-decorations>. Judy also recommended that you stop by your local independent garden center, like Al's Gar-

den and Home, to get ideas from their displays.

Then we moved inside to talk about more fall tips that we missed last month with Jan on our Fall Tips podcast. This time we focused on harvesting tips. Tomatoes are always a concern as the temps get cooler in the garden. People have a lot of green tomatoes and they want to get the most out of their garden before the freeze hits. The key is that the tomato has to have started ripening. For many tomatoes that could mean a start to the changing of their color. If your green tomatoes start to look translucent and are not rock hard, then they can be brought indoors and kept in a paper bag on your counter until they ripen. Some people cover their plants since tomatoes like heat to try and keep them producing even after a frost, but picking them when they are close to being ripe is the best way to get the most out of your harvest. Keep an eye on the forecasts to get them before they freeze. For heirloom types of tomatoes you can check to see if they are ripe by looking at the color around the stem and making sure that they have changed color on all parts of the fruit. For squashes, pumpkins and gourds, you will want to look for dried and dead stems and a hard shell. You will also check under the fruit to see if the spot that has been in contact with the ground has changed color. It will be white or light colored if unripe and will have changed color when the fruit is ripe. One key for almost all fall harvested plants is that when the foliage dies, then it is time to harvest. When the

sunflower stalks or potato vines die back, then you can harvest those from your garden. A vegetable that you can hold off on harvesting is carrots. In fact, some people say that root crops will get sweeter if they are allowed to get a little frost. It changes the sugars in the vegetable and makes them tastier. Onions can be left in the garden until they start getting soft around the crown.

If you have walnuts or hazelnuts you will need to make sure that they are totally dry before you store them away for the winter. There are lots of handouts and tutorials on-line to help you prepare those for storage. We have talked about mulching in the past and that still holds true for the fall vegetable garden. Asparagus and rhubarb can be mulched to protect the crown of the plant so that they are ready to produce next spring.

Around the garden you will want to make sure that your roof and downspouts are clean and clear to prevent water problems. Bring in your hoses and cover the hose bibs on your home too. Tools can be cleaned and sharpened before you store them away, so they will be ready for use next spring. Putting your patio furniture away is also key to its longevity. Covering the large pieces to protect them from rain, wind and snow is important, plus storing your cushions in bags or plastic in an elevated area in your garage or shed to prevent rodent damage is a good idea too.

For your patio containers you will want to remove the pot saucer from the bottom of your plants to prevent the buildup of water and moisture in your containers that will cause the roots to rot. Also, make sure that the drain holes in the pots are clear and allowing the rainwater to drain quickly. Finally, we talked about greenhouses and cold frames. These will help you protect and winter-over your tender plants. Make sure that they are clean and in good condition so your plants have the best chance for survival.

We got a lot of our tips for fall from Jan McNeilan, our favorite OSU extension agent (retired) and from the Oregon State University Extension website, <https://extension.oregonstate.edu/gardening>. They even have monthly garden calendars if you need a reminder of what to do each season. <https://extension.oregonstate.edu/collection/monthly-garden-calendars>



**Can you pick green tomatoes to protect them from cold weather? It depends.**

PHOTO CREDIT: LISA NORWOOD VIA FLICKR CREATIVE COMMONS



**Make sure your gutters and downspouts are clear to prevent water problems in your yard.**

PHOTO CREDIT: RON DUNEVANT



**PODCAST  
007**

Season 1  
Episode 7

October 26, 2022

*For this episode of Garden Time we visit Portland Nursery in Portland, Oregon to see what types of plants you can add to your garden to give it a fresh look for the fall and winter. These plants will not only look good but they can also provide shelter and food for your local wildlife.*



**Jeff, Judy and Ryan talk with Laura Altvater from Portland Nursery.**

In this episode we are taking a look at fall and winter plants. We have been telling people for years that fall is the perfect time to plant and we stopped at Portland Nursery to learn again why you should be planting now.

We met up with our friend and fellow Garden Time traveler, Laura Altvater, who is one of the plant buyers at Portland Nursery to chat about plants and see some of the plants she had pulled from the shelves for us to look at. She first talked about the benefits of planting in the fall. At this time of year, even though the outside tem-

peratures are dropping, the soil temperatures are still nice and warm. Plus we are now getting a good supply of fall rains to water those plants well as they get established. If you don't get the same fall rains that we enjoy in the Pacific Northwest, you should plan on watering in those plants to avoid transplant shock. Now is also the time to consider moving those tender and less hardy plants under cover or indoors.

We then started to show off some great plants (even though we had sound and video problems we pressed on). We had a great selection of plants that

had colorful foliage or blooms in addition to useful seed heads and beautiful bark. We started with plants that featured white foliage. These plants included an ornamental cabbage called 'Crystal White' and a Lawson Cypress called 'Pearly Swirls'. The cabbage has a bright white center and the deep green outer leaves. Cabbages are a cole crop and so they don't mind the colder conditions, plus most of the ornamental cabbages are also edible. The Cypress has cream colored tips to its foliage and would really stand out in the winter garden. It can handle sun, but likes a tiny bit of



**GIVE  
THE  
GIFT  
THAT  
GROWS**

**PURCHASE ONLINE  
IN STORE &  
OVER THE PHONE!**

**PORTLAND  
NURSERY**

5050 SE STARK & 9000 SE DIVISION  
503-231-5050 & 503-788-9000

www.portlandnursery.com

**YOU TUBE  
(VIDEO)**

<https://youtu.be/cfIk6bm8DGk>

**CAPTIVATE.FM**

<https://feeds.captivate.fm/garden-time/>

**GOOGLE  
PODCASTS**

<https://tinyurl.com/f2z5xn4f>

**SPOTIFY**

<https://tinyurl.com/dcnbpkmr>



protection from really bright afternoon summer sun. It also prefers a container as its home to help prevent root rot. According to the tag it will get 3-4 feet high in 10 years. That brought up a point about tags. The height listed on the tags of most plants lists a mature height for 5-10 years in the ground. The plant may still get bigger but they want to give you an idea of how fast it takes to fill a garden space. White isn't the only color that shines in the winter garden. Silver is a popular color as well. Lavender 'Elegant Snow' was next on the list and it has a silvery foliage topped with white flower stalks that also 'pops' in the winter garden.

We then looked at a few lower stature plants for your garden. The Cotoneaster is a popular groundcover, known for its silver foliage and the bright red berries. This is a very hardy addition for your garden and it provides a food source for the local winter wildlife. Another bright plant for the garden is the Gaura 'Whirling Butterflies' with large white blooms that will keep going into late fall or until a frost. A very popular plant in a garden for any season is the Lambs Ear. We looked at 'Helen von Stein' which has the silver foliage and the soft texture. A perfect plant for petting (it is lovely to touch) and it stays interesting through the winter. Joe Pye Weed was next. It is a great pollinator plant during the late summer, but the seed heads still provide some late fall and winter interest. The regular varieties can get tall, but this one was 'Baby Joe' and will stay shorter. Ryan finished with his cart of plants by pointing out the Sourwood tree. This



**Eichholz Cotoneaster**

tree gets spectacular fall color in the leaves that includes reds, oranges and bronzes cascading down the tree. Then it also has seed heads that dance above the foliage and add even more interest as they respond to each passing breeze.

Then Judy stepped up and took on another cart of plants with Laura. This cart had a broader color palette to choose from. We started with an Itea or Sweetspire called 'Little Henry'. This had its coat of fall colors shining brightly. Reds, burgundy and bronze leaves covered this small shrub. In addition to the great fall colors it has fragrant candle shaped blooms in the spring. Another great plant for feeding the winter wildlife is the berries on the St. John's Wort. 'Midnight Glow' is a perfect St. John's Wort as it was covered with bright red berries against dark green foliage and then in the spring it will be covered with bright yellow blooms to kick off the new season. A late summer and fall favorite are the dahlias, which can be hardy in our area if planted in a well-drained area of the garden. Dahlias come in lots of various colors and styles so you can find a type that can fit into any garden. They can also keep blooming through mid-summer through the late fall until the frosts arrive. The one we looked at was 'Mystic Haze'. The next plant was a little unusual for most of us, it is the Sorbaria 'Sem'. This one has great fall foliage color on a crooked and twisted stem. We hit a bright choice with our next plant, a Rudbeckia - Black eyed Susan called 'Henry Eilers'. The small sunflower shaped flowers have tubular petals that make this one an eye catcher



**'Kaleidoscope' Abelia**

in the garden. It is covered with tons of blooms that keep coming throughout the summer and into fall.

An overlooked plant in the garden are the grasses. We pulled up a panicum 'Shenandoah'. Most grasses give you two distinct seasons. One is the summer with clumps of fine green foliage and the other season is fall with the foliage changing color and the setting of the seed heads. This grass had all of that going for it. It was just starting to change color and the seed heads were perched on top of all that color. Not only do tall grasses look great, they also sound great in the fall garden as they move and dance in the wind. Another tall grass is the Pampas grass. This can get huge so watch where you put it and be sure to wear gloves as the leaves can have sharp edges and can cut you. Abelia 'Kaleidoscope' was also on the cart and it was hard to miss with its multicolored foliage. Pink fall colors mixed with green and gold foliage and even white flowers. It is a winner for the fall garden. We found another ornamental plant next, the Oregano 'Kirigami'. This has the wonderful fragrance when you brush or crush the stems, but it also has colorful salmon colored blooms and a wonderful trailing habit for your containers. It can be used in the kitchen as well for cooking or just to have in a bowl to spread its fragrance. We then looked at a plant that looked past its prime, an echinacea. The point to having this plant on the cart was to talk about those plants with great seed heads. They can add structure to your garden but they can also provide shel-

ter and food for those birds and other animals in your garden. Another hardy groundcover was next, a heather named 'Hookstone Pink'. This is a plant that doesn't mind the wet winters, but it does better with good drainage. The reward is the clusters of pink bell shaped flowers. It is wonderful in containers.

A plant that had us all chuckling was the Persicaria 'Darjeeling Red'. On our recent tour to Holland and Belgium we visited the garden of Chris Ghyselen, a garden designer and plant breeder, who loved Persicaria. These are incredible plants and some of them can get pretty wild in your garden if you don't keep them cut back and trimmed. Huge flower spikes fly over the green foliage and they can be a real show stopper as they were in Chris's garden. Our final plants were from the Dancing Pixies series of Saxifraga. 'Taja' and 'Toni' were short ground covers that had bloom stalks supporting pads of flowers that danced in the breeze. Blush pinks and deep reds complimented the red stems and green foliage. These are a little tender for our area so you'll want to make sure they are in a protected area or in a container so they can be moved to a greenhouse or under cover.

We finished by talking about coming to your local garden center over the course of a whole year. It is easy to find bright colors in the spring, but by visiting every few weeks you can build a garden full of color and interest for every season. Be sure to stop by your local independent garden center or nursery to find these great plants and many others.



**PODCAST  
008**

Season 1  
Episode 8

November 1, 2022

*On this Garden Time show, buckle up! We take you abroad as we talk about our recent trip to Holland and Belgium. We toured private and public gardens as we learned about growing great plants in northern Europe. We also toured some very interesting places like a huge flower auction and the once-a-decade Floriade.*



**Judy interviews Robert Fulmer of Hortus Botanicus Leiden.**


This week we sat down after recovering from our jetlag to talk about our recent trip to Holland and Belgium. We spent two weeks in mid-September touring some great sites with over 20 *Garden Time* fans. We arrived in Amsterdam and headed to the suburb of Haarlem. This area, like most in the Netherlands, is full of history and we found a lot of it in the city center where we stayed. We enjoyed a stroll through the old town and along the historic canals. The next day the

tour really started with a trip to the Aalsmeer Flower Auction. This huge building full of flowers and blooms is the largest in the world. Here, an amazing twenty million flowers from all over the world are sold daily. In the morning we toured the facilities to see where the auction takes place. Hundreds of workers driving carts full of flowers moved around the floor in a dance of plants and blooms as flowers arrived, were sold and then departed to be sent to their final destination: a florist

or flower shop near you. After the auction we traveled to the town of Aalsmeer for a tour of the historic gardens where we learned about how they reclaimed thousands of acres of land from the sea. Included with that was a boat tour of the growing facilities and how they force plants to bloom for the cut flower market. All the dikes, dams, canals and pumping have created hundreds of square miles of land. They say that God created the world, but the Dutch created Holland.

The next day we traveled to the Hague and Delft to visit the Mauritshuis Museum. There we marveled at masterpieces such as Vermeer's *Girl with a Pearl Earring* and *The Anatomy Lesson of Dr. Nicolaes Tulp* by Rembrandt, and saw how they make Delft pottery. Then we finished the day with a visit to the private garden of Emely Hacker. We were greeted with tea and Stroopwafels before exploring the gardens. Her gardens sit below the level of the local dike, so she is below the water level and she has filled her garden with tons of plants divided by berms and hedges, creating little garden rooms across her property. Check out her site here, [www.e-garden.nl](http://www.e-garden.nl).

The next day found us traveling to Antwerp, Belgium and on to historic Ghent. We stopped to see the house, garden and studio of Peter Paul Rubens. We also visited a local chocolate shop to pick up some Belgian treats. The following morning we toured the old town of charming Ghent and the afternoon was spent at the Ghent University Botanical Garden. More than 10,000 different plant species in the tropical and sub-tropical greenhouses of the University Botanical Garden are in bloom and full of special plants.



**The auction floor at the Aalsmeer Flower Auction is 250 football fields in area.**

<p><b>YOU TUBE (VIDEO)</b> <a href="https://youtu.be/0h5hWtilEek">https://youtu.be/0h5hWtilEek</a></p>	<p><b>CAPTIVATE.FM</b> <a href="https://feeds.captivate.fm/garden-time/">https://feeds.captivate.fm/garden-time/</a></p>	<p><b>GOOGLE PODCASTS</b> <a href="https://tinyurl.com/f2z5xn4f">https://tinyurl.com/f2z5xn4f</a></p>	<p><b>SPOTIFY</b> <a href="https://tinyurl.com/dcnbpkmr">https://tinyurl.com/dcnbpkmr</a></p>
--	--	---	---

**HOLIDAY SPECIAL**  
A GARDEN girl GIFT BUNDLE FOR **\$49.95!**


Bundle Includes:

- Gloves - \$40 Value
- T-shirt - \$30 Value
- Free Shipping
- Free Gift Wrap

Use Code: HOL22

**WWW.GARDENLIKEAGIRL.COM**





**Ryan interviews Goost Buyse of the Ghent University Botanical Garden.**

Ryan had a chat with docent Goost Buyse to learn more about plants and their relationship with humans. Goost told us about how the garden helps create a link between the plant world and the current world, and helps to save, propagate

and distribute plants to areas around the world.

Then we were on to Bruges a picture perfect, pocket-sized medieval city. Laced with canals, it was at one time, a great North European trading port. Before we wandered through

Bruges we were able to visit the private gardens of Chris Ghyselen a local garden designer and author, who has filled his garden with various garden rooms and plants that reflect his designs and techniques. He is a huge fan of Persicarias and



**A canal tour of Bruges, Belgium.**

his garden is full of them. It was great to wander his garden and see how gardeners in Belgium approach design and plant selections.

September 13th found us at Kinderdijk. Kinderdijk is a UNESCO World Heritage site. Nineteen beautiful windmills, built around 1740, stand here as part of a larger water management system to prevent floods. We were able to stop and tour the insides of the windmills to see how they were used to control the water and serve as homes too. Then it was off to the Botanical Gardens of Leiden. The university also houses the Hortus Botanicus of Leiden, founded in 1590, where the tulip was introduced to Western Europe. One of Europe's first botanic gardens, now part of the University of Leiden, it is small and beautifully kept. There is also a Japanese garden named after the scientist Philipp Franz von Siebold who carried out botanical research in Japan during the 19th century. Part of the botanical garden is a historical reconstruction of the very first version of Leiden University botanical garden. There is also a systematic garden named after the Swedish botanist Carl Linnaeus. Judy had a chance to visit with Robert Fulmer, a docent and researcher, who led one of our tour groups.

Then it was on to Amsterdam for the final days of our tour. The following day found us at the Rijksmuseum, the home of Rembrandt's famous *Night Watch*. The afternoon was free for people to explore and some did a canal tour while others visited the Van Gogh museum, the Anne Frank house or the Hortus Botanicus of Amsterdam. The final day of the tour started with a visit to a local farm where we learned about making Gouda cheese and to see how they make wooden shoes. We then stopped for a lunch at a local bistro that had its own garden.

We wrapped up the tour with a stop at the Floriade Garden Expo! This is Holland's once-in-a-decade World's Fair of Horticulture. Set across a vast, 150-acre site, more than 300 eco-homes have been built as part of the show, with plans for the area to be turned into a green residential neighborhood of 660 homes once it's finished. The theme was '2022: Building, Creating and Designing the Green City of the Future'.

It was a great tour and one full of great gardens and lots of other attractions that kept our group on the move and fully engaged. We love taking

gardeners to exciting places around the world and showing them wonderful gardens while meeting great gardeners.

If you are interested in a future tour with Garden Time be sure to keep checking out the [www.GardenTime.tv](http://www.GardenTime.tv) website. We will update the tour page with any information on new and upcoming trips. Keep it under wraps but we are just starting to look at a possible tour to Southern Italy and Sicily in the fall of 2023 (mid-to-late September). If you are interested in joining us, drop us a line at [gardentime@comcast.net](mailto:gardentime@comcast.net).



**Inside a Windmill**



**Rijks Museum Greenhouse**



**PODCAST  
009  
PREVIEW**

**November 2022**

*We're preparing for our next podcast, and here are some of the topics we plan to discuss. Since the Garden Time Podcast is a free-form format, we never know what might pop up as we talk, but the information below is a loose guide as to where we'll begin. We would love to have your input on topics for future podcasts. Send us your ideas and questions at [gardentime@comcast.net](mailto:gardentime@comcast.net).*



**PODCAST 009 •  
FUN AND FABULOUS GIFTS FOR THE  
GARDENERS IN YOUR LIFE**

The holidays are quickly approaching and you may be drawing a blank on what to get the gardener in your life. On our next podcast, we will cover not only the 'must haves' for every gardener, but also some gift ideas for the garden fanatic who loves the latest and the greatest. Yes, we'll talk about basics, but we'll also discuss some things that are more unusual, too!

To get the scoop, we plan to leave the studio and visit one of our favorite garden centers, Al's Garden & Home in Sherwood, and find out what gardeners are putting on their wish lists this year.

For the bird lovers among us, we know there are numerous feeders and houses for all types of our feathered friends. We'll take a tour.

Gloves and pruners are the tools that every gardener needs and uses the most during the gardening season, but what's new and hot this year? Also, what's available for gardeners with special needs or unusual plants?

With water an ever more precious resource, what options do gardeners have in watering tools? We'll find out what's catching everyone's attention.

And let's not forget plants! There is a long list of wonderful indoor plants that require little or no care. And the plant, itself, is just part of the gift: Containers are a necessity

for both indoor and outdoor displays. What are some of the cool styles you'll see this year?

If your sights are set on saving the planet, there are lots of 'bee friendly' supplies including cool looking mason bee and native bee houses. We'll find out what's getting all the buzz! These and many other great gift ideas are available at your local independent garden center, so keep a pen and paper handy. You'll want to take notes.

Later in November we will talk about holiday plants and the traditions behind them. Why do we decorate Christmas trees? Who decided it was a good idea to kiss someone under a poisonous parasitic plant called mistletoe? What's up with poinsettias, a tropical plant that we use in winter to celebrate a holiday? We will also have care tips for your Christmas plants, and more holiday favorites, too.

Be sure to watch for these topics and more in our next podcasts, coming in November!



**Growing Beyond  
the Ordinary**

*It's more than just a slogan. It's a commitment we've made to our customers for over 40 years.*

**AMAZING AUTUMN  
PLANTS & DECOR**

**Celebrate the season and invigorate your yard and home. Our nursery is filled with fall bloomers, stately trees, colorful containers, whimsical characters, artistic designs & much, much, more!**

**Tsugawa** 

**Serving You Since 1981**

410 E. Scott Avenue, Woodland, WA 98674  
(360) 225-8750 • [www.TsugawaNursery.com](http://www.TsugawaNursery.com)



# What To Do in the Garden

## NOVEMBER

# W T D I T G

We know the days get shorter beginning in June, but somehow it becomes most evident in November. Suddenly, it's dark when we get up and dark when we come home. For many gardeners, their time in the yard is confined to weekends. But less time doesn't have to mean unproductive time. There are many simple tasks you can perform in the fall that will improve your garden next year.


### PLANNING

- Consider purchasing a live tree this year. Live trees brought in the house for the holidays are such a great tradition. Discuss the idea with your family this month and then get set to pick out this year's tree early while the selection is best.



shorter, not so tall and lanky that they fall over.

- Watch for very wet areas and begin planning how to tackle your poor drainage issues. One solution is to create a rain garden, something you see more and more in new developments and commercial sites. An area of a depression in the ground that collects the rainwater and allows the water to percolate downward instead of running off. You can plant red and yellow twig dogwoods, small bush type willows, like Arctic or Dappled willow to help soak up the water.



- Force some Paperwhites for some great smelling indoor flowers for the holidays. Pick them up this month before they are all gone. A tip; give them a shot of vodka (really) after they begin to send up foliage. The alcohol helps to keep the growth


### PLANTING

- Get the garlic planted. Fall is the time to plant garlic and if you haven't gotten them planted yet, do so this month. You'll be harvesting the tasty garlic next July.




into the soil now. In fact, they'll like it much more than sitting above ground this winter in a pot!

- Plant a cover crop in the veggie garden if you haven't yet. This is the last chance to get a green manure crop growing in winter.



- Feel confident to plant your landscape plants this month. Roots will grow a little all winter long so plants don't mind being tucked

- There is still time to get the spring bulbs planted. Don't put this off much longer. The sooner you get them in the ground in the fall the better the root development will be encouraging the best blossom display for next spring.



### TASKS, MAINTENANCE & CLEAN-UP

- Time to clean out the Mason Bee condos and clean up the cocoons. Many of your local garden centers have information on how to manage your overwintering bees.



a registered spray. Dormant oils help to smother overwintering insects.

- Don't freak out when the evergreen conifers get some brown foliage showing now. Every fall the evergreens lose their oldest foliage; from the bottom upward and the center outward. This is normal and there is no need to panic.

- WAIT! Don't trim back shrubs and evergreens hard now. Cutting back plants now cuts away the parts of the plants that are signaling the rest of the plant that

cold weather is coming.

- Cut the roses to about 3-4' tall, no shorter. Cutting back too hard now exposes too much of the lower portions of the bush to the winter cold. You can cut them back lower next March.

- Don't cut back ornamental grasses. The seed heads are



super pretty with frost on them and the birds get the seeds when they are ripe. The plants go through winter best when intact. Next spring, the end of January or the first week of March, cut back the growth to 3 to 6 inches tall.

- Mulch the beds for winter cold protection. Leaves work well or a compost mulch. Mulches are great at stopping soil erosion and keeping the soil from compacting as a result of all the rain. Mulch-



ing the beds includes; the cane berries, shrubs, bulb areas and perennial flowers.

- Rhubarb and asparagus beds: Protect and insulate these plants with a good dose of manure for winter.

- Lawn mower cleaned up and set for next year. If there is gas left in the tank you can get something called Sta-bil to add to the tank. This helps keep gas fresh for up to 12 months in stored equipment like lawn mowers.



- Get the irrigation system put away or blown out so no freeze damage takes place.

### VEGETABLE GARDEN




or clear plastic or with reemay cloth, like Harvest Guard. It's placed over the top of cold sensitive

- Check the stored potatoes to make sure nothing is rotting. Discard anything that is soft or rotting before it affects more of the stored tubers.

- Create a row cloche over crops of winter vegetables. A cloche is a small structure made of glass

plants. Harvesting veggies all winter is going to be so yummy!



- Keep weeds from taking over in the winter. If you didn't plant a cover crop in time for winter protection, consider laying down wet black and white newspapers, 6 layers thick and covering with an organic compost mulch or manure.



OFFICIAL GARDEN TIME MERCHANDISE

# Great Garden Gear!



**Masks • Caps  
Beanies • Aprons  
Bags • Masks  
Denim Shirts  
1/4 Zip Sweatshirts  
Pullover Hoodies**



ORDER ON-LINE AT THE GARDEN TIME STORE

[www.gardentime.tv/store](http://www.gardentime.tv/store)