



Garden Time

Newsletter

AUGUST 2022



The Garden Time Podcast Debuts

Ryan Seely and Judy Alleruzzo



ORDER YOUR NEW SUBARU NOW!



PHOTO CREDIT: NATIONAL GARDEN BUREAU

Year of the Gladiolus/PAGE 4

AUGUST 2022

PODCAST 001 4

PODCAST 002 6

COMING UP 8

GARDEN TIPS 10

Garden Time Newsletter • August 2022 Volume 1, No. 1, Issue #1 Garden Time Newsletter is published by Gustin Creative Group, 17554 SW Mardee, Lake Oswego, OR 97035. Jeff Gustin, President. ©2022 Gustin Creative Group, LLC. All rights reserved. Reproduction in whole or in part without written permission is prohibited. Customer Service: If you are experiencing difficulty receiving the e-mail notification for this publication, please contact us at gustinggroup@comcast.net. Subscriptions: For a free subscription to this newsletter, please fill out the form available on the Garden Time website, at www.gardentime.tv.

NEW 2023 SUBARU CROSSTREK

Go anywhere love takes you in a Crosstrek. With top safety features, technology and power, the Subaru Crosstrek is ready for any Summer adventure.

888.277.1913 920 Auto Group Ave. NE. Salem, Oregon



SEE ALL OF OUR INVENTORY ONLINE! capitolsubaru.com



PODCAST 001

Season 1
Episode 1

July 1, 2022

Welcome to the first Garden Time podcast. Recently we finished up 17 years of Garden Time TV shows. In this first podcast we introduce you to Ryan and Judy and they talk about their backgrounds. They are not just great people, they have deep histories and educational credentials in the horticultural industry. They know their stuff! Then we talk about plant lists. There are local and national groups that introduce plant lists every year. Even labeling some plants as 'plants of the year'. We will look at a couple of these lists. How useful are these lists and what should you look out for when using them to pick plants for your garden.



In this first podcast we introduce you to Ryan and Judy and they talk about their backgrounds. They are not just great people, they have deep histories and educational credentials in the horticultural industry. They know their stuff! Then we talk about plant lists. There are local and national groups that introduce plant lists every year. Even labeling some plants as 'plants of the year'. We will look at a couple of these lists. How useful are these lists and what should you look out for when using them to pick plants for your garden.

Here are a couple of links to the plant lists we referred to in the podcast.

National Garden Bureau – Year of Plants - <https://ngb.org/year-of-plants-2022/>

Great Plant Picks - <https://www.greatplantpicks.org/>

Here is one list we found after we recorded our podcast that contains waterwise plants for the Pacific Northwest of the US - Waterwise plant guide - <https://www.regionalh2o.org/sites/default/files/Waterwise%20Plant%20Guide%202020.pdf>

You can also find many other lists on the internet by just plugging in 'plant lists' in Google. Look for plants that will do well in your area and/or zone.

We hope you find the discussion fun and entertaining.

PS. If you are looking for some other great garden stories, you can check out our archive. You can access it through our website here, <http://gardentime.tv/archive.htm>. You can also check out all our videos on our YouTube channel here, <https://www.youtube.com/user/GardenGuy06>



Peperomia argyrea
Year of the Peperomia

PHOTO CREDIT: NATIONAL GARDEN BUREAU

YOU TUBE
(VIDEO)

<https://youtu.be/HOEpTIAGpHc>

CAPTIVATE.FM

<https://feeds.captivate.fm/garden-time/>

GOOGLE
PODCASTS

<https://tinyurl.com/f2z5xn4f>

SPOTIFY

<https://tinyurl.com/dcnbpkmr>

SUMMER SIZZLE!

Mention this ad and **SAVE 20%** on your next purchase!

Throughout the month of August 2022. Good on everything in the store. Not valid on prior purchases. Please mention this ad at beginning of checkout.

Stylish for Summer



Fabulous for Fall

An Abundance of Autumn Accessories Now in Our Store!

Open Monday-Friday 10am-3pm; Closed Saturday and Sunday
Garden Gallery Iron Works • 2967 Industrial Avenue, Hubbard, OR 97032
503-981-0297 or 1-800-423-0158 • www.gardengalleryironworks.net

PODCAST 002

Season 1
Episode 2

July 18, 2022

This week we talk about the extreme weather changes and how the gardener can deal with the different climate challenges. Snow, rain, freezing temps are a challenge and we talk about 'Zonal Denial' and using plants, including indoor plants, that might not fit in your climate 'zone', in your garden.

We hope everyone is having a great summer so far. The weather has finally been summer-like and the plants are all responding. Still weather can create a lot of problems for us as gardeners. Snow, ice, heat domes and excessive rain are just a few of the problems we have encountered in the past couple of years.

This week on the podcast we talk about the extreme weather changes and how the gardener can deal with the different climate challenges. Snow, rain, and freezing temps are a challenge and we talk about what you can do to deal with it. We also talk about 'Zonal Denial' and using plants, including indoor plants, that might not fit in your climate 'zone', in your garden.

A couple of the links we talked about in the show include these.

Drought tolerant trees - <https://extension.oregonstate.edu/collection/trees-shrubs-drought-tolerance>

Regional Water Providers Consortium - <https://www>

[regionalh2o.org/water-conservation/outdoor-water-conservation](https://www.regionalh2o.org/water-conservation/outdoor-water-conservation)

Waterwise plant guide - <https://www.regionalh2o.org/sites/default/files/Waterwise Plant Guide 2020.pdf>

You can also check out our past stories on weather related problems in the garden and how to deal with them by checking out our archive at <http://gardentime.tv/archive.htm>. Just type in the problem you are having and the past stories will pop up. You can also check out all our videos on our YouTube channel here, <https://www.youtube.com/user/GardenGuy06>.

Remember to send in your questions and we will address them when we have a chance.


We would also appreciate it if you could share our podcast links with your friends and family, and then subscribe to our channel.

Happy Gardening!



High drought tolerance: Oregon Grape

PHOTO CREDIT: MENEERKE BLOEM VIA WIKIMEDIA COMMONS



Moderate drought tolerance: Oregon Ash

PHOTO CREDIT: JEAN-POL GRANDMONT VIA WIKIMEDIA COMMONS



BEHIND THE SCENES

Now that the weekly TV show has ended, the Garden Time crew removes the "wrap" from the rear window of the Garden Time Subaru. The rest of the design will remain. A few tears were shed at the "unwrapping," but not by Therese Gustin (left), who looks forward to seeing out her back window again.

FINALLY, Gardening Gloves for Women that FIT!



Made of natural goatskin leather and recycled materials. They FIT, PROTECT, and LAST!



Get the Garden Time 20% OFF Special!
Use Code: 20OFF
WWW.GARDENLIKEAGIRL.COM

YOU TUBE (VIDEO)
<https://youtu.be/y3-aqIgL4Mo>

CAPTIVATE.FM
<https://feeds.captivate.fm/garden-time/>

GOOGLE PODCASTS
<https://tinyurl.com/f2z5xn4f>

SPOTIFY
<https://tinyurl.com/dcnbpkmr>


PHOTO CREDIT: JEAN-POL GRANDMONT VIA WIKIMEDIA COMMONS

**PODCAST
003
PREVUE**

August 2022

We're preparing for our next podcast, and here are some of the topics we plan to discuss. Since the Garden Time Podcast is a free-form format, we never know what might pop up as we talk, but the information below is a loose guide as to where we'll begin. We would love to have your input on topics for future podcasts. Send us your ideas and questions at gardentime@comcast.net.

PHOTO CREDIT: GARY HALVORSON, OREGON STATE ARCHIVE



Butterflies on daisies.



A bee on a beach daisy.

PHOTO CREDIT: CHUCK SPIDELL VIA WIKIMEDIA COMMONS

PODCAST 003 • POLLINATORS

What is a pollinator? We'll have a discussion of bees, butterflies and birds, plus ants, moths, slugs, bats and even wasps! We'll also talk about blooms during the day and at night.

We'll ask the question: Why should we care? You might be surprised at just how vital a role pollinators play in the reproduction of flowering plants and crop species. We'll tell you how you can help the process from your own backyard.

We'll tell you how a pollinator works and the special abilities nature has given these hard-working creatures.

Also on the agenda: What plants can we use to attract and help pollinators? We'll tell you where to find a list of pollinator plants. We'll also tell you about some great pollina-

tor gardens that will inspire you to create your own.

Then, we turn to the question of native plants vs. cultivars and nativars. Learning how to choose the right plants for your area is the key to the success of your pollinator garden. Oh, don't forget trees!

Plus, just like we need to eat throughout the year, so do our pollinator friends. There is a simple way to create a sustained food-source and we'll have tips and tricks to help you through the whole season.

These topics, along with what chemicals to use and how to use them, providing nesting sites, and NOT cleaning your garden (too much) are key steps in designing a pollinator-friendly garden.

Be sure to watch for this new podcast, coming this month!

DON'T MISS THIS NEW TOUR SCHEDULED FOR SUMMER 2022!



Garden Time Tours

**Travel with Garden Time to
Holland
& Belgium
September 7-16, 2022**



Aalsmeer Flower Auction



Antwerp, Belgium



Bruges, Belgium



Windmills of Kinderdijk



Scenic Canals in Amsterdam, Holland

10 Days/9 Nights • All Breakfasts, 5 Lunches and 3 Dinners Included
Join the Garden Time Gang on our next tour of fabulous Holland and Belgium, with scheduled stops in Amsterdam, Antwerp, the Aalsmeer Flower Auction and the Floriade Garden Expo!

As with every Garden Time Tour, you'll see local gardens and landmarks, with tours set up especially for our group. Plus, we'll stay at fine hotels, enjoy excellent meals, drink delicious wines and experience the sights and sounds of these amazing destinations.

Reserve your spot now for this once-in-a-lifetime outing as Garden Time Tours travels to Europe!

***TOUR DATES, DESTINATIONS AND DETAILS ARE NOT YET FINALIZED AND MAY CHANGE. SEE THE TOURS PAGE ON OUR WEBSITE FOR UPDATED INFORMATION.**

**Join us for this exciting
Garden Time Tour!**

These tours fill up fast so don't wait!

Get more information at

<https://earthboundexpeditions.com/holland-garden-time> or go to:

www.GardenTime.tv/tours

PHOTO CREDITS: AMSTERDAM - MACCHIA; AALSMEER - TRACY HUNTER; ANTWERP - JEROME BON; BRUGES & WINDMILLS - PUBLIC DOMAIN; ALL VIA FLICKR CREATIVE COMMONS

What To Do in the Garden

AUGUST

Our Northwest summers aren't nearly as hot as other places in the country, but it's not uncommon to have a few 100 degree days. Plants, just like people, need special care when the temperature rises. Be sure you give your plants the same attention during these hot spells that you would your pets or kids.

PLANNING

- Have you been good about keeping up with the journal writing? We won't tell if you want to just sit down and cheat some notes from spring and summer now. If this helps you grow better crops next

year we think you'll enjoy the act of noting the good and the bad things that happened in the garden this season.

PLANTING



- Time to plan on a new lawn? August through mid-October is prime time to get a new lawn put in.

In the late summer and fall the grass seed germinates in the warm soil so much faster than in April or May. Good grass seed blends will give you the best looking lawn on the block, plus add some lime and good fertilizers to start lawns with!

- Time to over seed a tired lawn? For the same reasons given in the above note on planting a new lawn, over seeding an old tired lawn is great to do now too. Mow the lawn short, (this one time we give you permission to mow it short) thatch (rent a thatching machine to make the job a lot easier) and then seed with premium lawn seed blends for this area. Cover the seed barely with some Organic Compost to keep the birds away from the seed. Fertilize with natural lawn fertilizers for outstanding results. Keep the compost dark with moisture

while seed is starting.

- Plant perennials and biennials from seed this month directly in the garden. The seed germinates pretty quickly in the warm soil and big beds of future flower



color can be created starting with seed now.

TASKS, MAINTENANCE & CLEAN-UP

- Clean up the strawberry beds. After final harvest, cut off all foliage (fun and fast to run over the bed with a lawn mower set on high, so as not to damage the plant crowns). Water and fertilize with Azalea & Camellia fertilizer to encourage strong new growth. You can also reduce a thick planting at this time by removing the "mother" plants, leaving the newer "daughter" plants.

post or bark to hold in soil moisture, retard weeds and make it easier for soil to absorb water. Keep the flowering annuals dead-headed and fertilized to keep them going strong until fall.



- Prune Raspberries and other cane berries after harvest.

Summer crop raspberries produce fruit on two-year-old canes. After harvest, the two-year-old canes that produced the fruit begin to die. Remove the old

continued on page 13

PHOTO CREDIT: DOUG BECKERS VIA FLICKR CREATIVE COMMONS



Sometimes straw or leaves are used as a mulch, which helps keep your garden beds from drying out.



Offering an uncommon selection of hardy perennials, herbs, vegetable starts, annuals, shrubs, specialty conifers and shade trees!



GARDEN CENTER AND FARM MARKET

Visit our natural grocery and farm store for organically grown produce fresh from our farm, local eggs, meats, milk & cheeses, jams, sauces, and so much more!

Visit us

Monday - Friday 9 a.m. - 7 p.m.
Saturday 9 a.m. - 6 p.m., Sunday 10 a.m. - 4 p.m.
35105 NW Zion Church Rd, Cornelius, Or
(503) 681-4646, www.bloomingjunction.com



Growing Beyond the Ordinary

It's more than just a slogan. It's a commitment we've made to our customers for over 40 years.

IN AUGUST: Come see our breathtaking Crepe Myrtles.

Japanese Maples • Bonsai • Koi Garden & Pond Supplies
Fruits, Vegetables & Herbs
Trees • Shrubs
Annuals & Perennials
Houseplants • Native Plants



Tsugawa
Serving You Since 1981

410 E. Scott Avenue, Woodland, WA 98674
(360) 225-8750 • www.TsugawaNursery.com



Mow the lawn higher in hotter weather. The longer grass blades help shade the lawn roots so the soil does not dry out as quickly.

canes anytime after harvest.



During the growing season, keep only 1 to 2 of the strongest new one-year-old canes per plant. Continually cut out all the small canes and sprouts. The big, strong canes will produce the following summer's crop.

Ever bearing raspberries produce their main crop of berries in the fall, on the top 12" of one-year-old canes. After harvest, you have two choices: 1) remove the top portion of the cane that has fruited, leaving the rest of the cane to produce a crop the following spring, or 2) cut the canes off at ground level in mid-October, thus allowing the plant to fruit only in fall (the fall crop on ever bearing varieties is superior to the spring crop). If you choose to let the plant produce two crops, remove the two-year-old canes after harvest.

• Make sure the irrigation system is working properly if using one or create one if you haven't yet—it's never too late. Watering plants thoroughly and deeply is

very important this time of year.

• Work on your compost piles. Make compost out of grass clippings and any clippings or pulled plants that are ready to be recycled, unless foliage is diseased. If you have a pile going already, turn the compost over and water it if necessary. Do not use grass clippings in compost if you have used weed killers on the lawn! To get the pile decomposing faster use compost starter. The addition of microbes and good bacteria will help plant material break down faster.



• Mow the lawn higher in hotter weather. Grass 'roots' length is directly related to the grass 'shoots' length. In other words if you scalp the lawn short, then the roots will be ultra short too. The longer grass blades help shade the lawn roots, help the grass compete with weeds for space and allow the grass plants to lengthen its roots deeper to where the soil does not dry out as quickly. Plus the leaf blades are where photosynthesis takes place

so when you cut the lawn short it can no longer feed itself!

• Water the lawn with 1 inch of water once a week. To determine how long to water, place empty cat food or tuna fish cans out on the lawn under a sprinkler and time how long it takes to fill the can to 1" deep. That is all the water needed, once a week to maintain a beautiful lawn.

• If you have been maintaining your lawn with irrigation then apply a good fertilizer to carry it into the fall. Use natural lawn fertilizer for a dose of natural probiotic microbes that will help break down naturally, thatch and encourage deep root development.



• Keep an eye out for fresh notched leaves on ornamentals. Root Weevil adults are still feeding this month.

• Apply Beneficial Nematodes to the beds below rhododendrons and azaleas to fight root weevil damage.


VEGETABLE GARDEN



• Continue to fertilize the vegetable and herb crops. This will aid in maintaining good production through your harvest months.

• Seed out, directly in the garden, for fall and winter crops; Arugula, basil, broccoli raab (aka Italian broccoli) cabbage, cauliflower, cilantro, collards, kale, lettuce,

mache, mustard greens, radishes, salad greens, spinach, swiss chard and turnips.



• Plant a cover crop called 'green manure' in the spaces vacated by harvested crops. This 'green manure' will be turned over, into the soil before it flowers to decompose, adding rich nutrients back into the garden soil.

OFFICIAL GARDEN TIME MERCHANDISE

Great Garden Gear!



**Masks • Caps
Beanies • Aprons
Bags • Masks
Denim Shirts
1/4 Zip Sweatshirts
Pullover Hoodies**



ORDER ON-LINE AT THE GARDEN TIME STORE

www.gardentime.tv/store