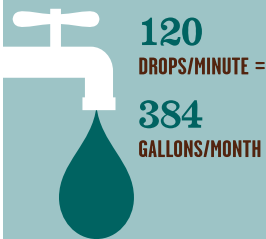
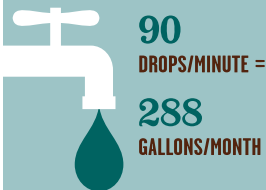
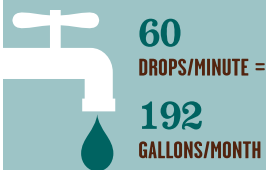


# REGULARLY CHECK YOUR IRRIGATION SYSTEM FOR

## LEAKS

Even small leaks can waste hundreds to thousands of gallons of water a month.

Examples of water lost to leaks from a dripping faucet



Examples of water lost to leaks from an irrigation system

HOLE SIZE	GALLONS PER MONTH WASTED
-----------	--------------------------

1/4"	400,000
------	---------

3/16"	225,000
-------	---------

1/8"	100,000
------	---------

1/16"	25,000
-------	--------

1/32"	6,300
-------	-------



Water. Save a Little. Help a Lot.  
[www.conserveh2o.org](http://www.conserveh2o.org)

This information is brought to you by the Regional Water Providers Consortium. The Consortium is a group of more than 20 water providers and the regional government Metro, serving Multnomah, Clackamas, and Washington Counties. Collectively, we work to educate the public about water conservation and efficient water use practices for our region.

# 10 WATER-SAVING TIPS

## IRRIGATION

- 1. Adjust your sprinklers so that they're watering your lawn and garden, and not the street or sidewalk.**
- 2. Water early in the morning (before 10 a.m.) or later in the evening (after 6 p.m.) when temperatures are cooler and evaporation is minimized.**
- 3. Water established lawns about 1 inch per week (a bit more during hot, dry weather). Find out how much to water this week with the Weekly Watering Number at [www.conserveh2o.org](http://www.conserveh2o.org).**
- 4. Water in several short sessions each day that you water rather than one long session to allow for better absorption and to prevent run-off.**
- 5. Use watering gauges to time how long it takes your sprinkler system to water an inch. You can also get info on how to do this at [www.conserveh2o.org](http://www.conserveh2o.org) (search term "gauges").**
- 6. Set it, but don't forget it! Whether you have a manual or automatic system, be sure to adjust the amount you water each week throughout the irrigation season.**
- 7. Put plants with similar watering needs in the same zone. Creating "watering zones" in your garden will allow you to give each plant the appropriate amount of water it requires.**
- 8. Install a rain sensor. A rain sensor will allow your irrigation system to automatically shut-off if rainfall exceeds a certain amount. Afterward, the system will automatically resume its normal schedule.**
- 9. Regularly check your irrigation system for leaks, broken lines, or blocked heads. Even small leaks can waste hundreds to thousands of gallons of water a month.**
- 10. Add a shut-off nozzle to your garden hose and save about 5-7 gallons each minute your hose is on.**



Water. Save a Little. Help a Lot.  
[www.conserveh2o.org](http://www.conserveh2o.org)

This information is brought to you by the Regional Water Providers Consortium. The Consortium is a group of more than 20 water providers and the regional government Metro, serving Multnomah, Clackamas, and Washington Counties. Collectively, we work to educate the public about water conservation and efficient water use practices for our region.